





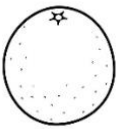

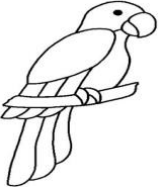





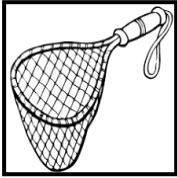



MY PHONICS 2

UNIT 1

I. Circle the pictures of the words that begin with the n sound:



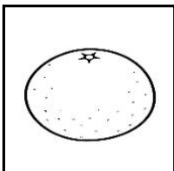

1.			
2.			
3.			
4.			

II. Write:

1.		2.		3.		4.	
	e t n		o s ne		t n e s		t n u
	U <u>net</u>		_____		_____		_____

UNIT 2

I. Look and tick (✓)

1.		n <input type="checkbox"/>	2.		p <input type="checkbox"/>
		o <input type="checkbox"/>			o <input type="checkbox"/>
3.		q <input type="checkbox"/>	4.		p <input type="checkbox"/>
		o <input type="checkbox"/>			n <input type="checkbox"/>

II. Write:

octopus


net

nut

orange

olive

EX: Can I have a  net, please ?

1. This is an  _____.

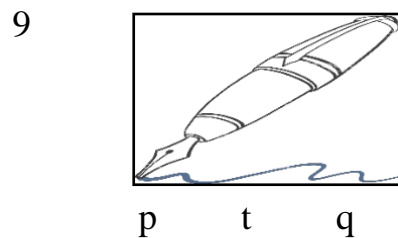
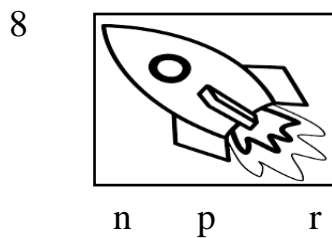


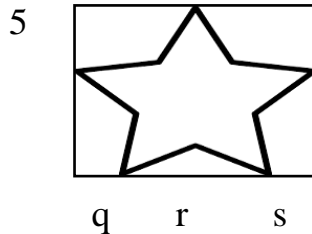
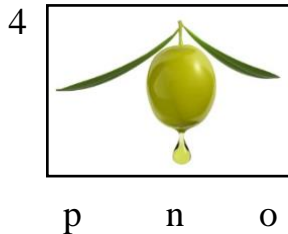

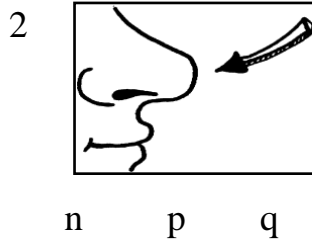
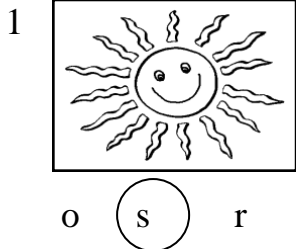
2. Can I have an  _____.

3. Is this a  _____?

4. It is an  _____.

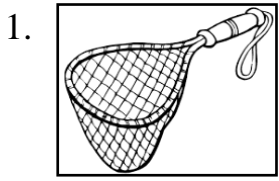
UNIT 3

Look and circle




UNIT 4

Look, read and tick. (✓)




It is a nut

Yes No



This is a dog with a ball.

Yes No




There are three robots.

Yes No



There is a tent.

Yes No



Here is a rabbit with a nut. 6

Yes No




This is a pony

Yes No



Here is a olive

Yes No

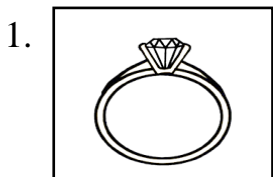


This is a seal with a doll.


Yes No

UNIT 5

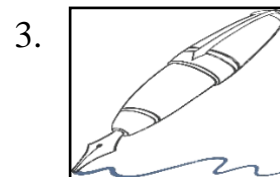
Look, read and circle.




- a. This is a nest.
b. This is a ring.



- a. Look at the tiger!
b. Look at the snake



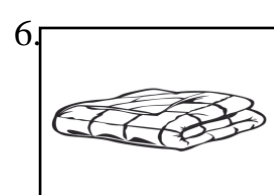
- a. There is a pen.
b. There is a tent.



- a. It is a tree.
b. It is a robot.




- a. Here is a pony.
b. Here is a panda.




- a. This is a quilt.
b. This is a quiz.

UNIT 6,7

Look and write:




__ui__



__n__ke




__uee__




__r__e




__an__



__ta__




__c__o__u__



__a__b__t




__os__




__i__er



__ues__io__



__oc__t



__a__r__t




__ea__


UNIT 8

Look, read and tick (✓) or cross (✗)

Example:




This is a robot .



This is a pony.



1.



He is ugly.




2.



The panda is under the tree.



3.



There are two pens.



4.



Here is an umbrella.




5



The rabbit is in the tree.



6.



Look at the sun !

